







South West Apparatus Championships, 17th February 2013, Falcon's Gymnastics Academy

No.	NAME	NAME	CLUB/COUNTY	AGE GROUP	TEAM/IND	GROUP	FLOOR		POMMEL		RINGS		VAULT		P-BARS		H-BAR		TOTAL	POS
							F SV		Po SV		R SV		V. SV		Pb SV		H SV			
71	Elliot	Bullen	SofH	U10	Corn	1	13.9	10.950	11.8	8.000	11.9	11.270	12.0	9.500	12.4	8.650	6.0	2.300	50.670	3
72	James	Puddy	Fro	U10	Glos	1	13.6	12.100	11.9	9.050	11.8	11.130	12.8	11.100	12.9	10.750	11.3	8.900	63.030	2
73	Victor	Yeo	Exe	U10	Dev	1	14.2	13.150	13.3	9.550	12.3	11.530	12.8	10.800	13.2	12.850	11.3	9.500	67.380	1
74																			0.000	4
75																			0.000	4

FLOOR	POMMEL	RINGS	VAULT	P-BARS	H-BAR
3	3	2	3	3	3
2	2	3	1	2	2
1	1	1	2	1	1
0	0	0	0	0	0
0	0	0	0	0	0

76	Keelan	Freeman	Exe	U12	Dev	1	14.1	12.950	12.3	10.100	12.2	10.930	12.8	11.500	13.2	12.250	11.4	10.200	67.930	3
77	George	Honnor	Exe	U12	Ind	1	14.1	13.200	12.3	9.600	12.2	11.600	12.8	11.100	12.9	12.300	11.3	8.800	66.600	4
78	Adam	Tobin	Fal	U12	Dev	1	14.7	14.000	13.4	10.050	13.6	12.500	14.4	12.800	14.4	12.500	12.7	11.000	72.850	1
79																			0.000	11
80	Thomas	Saunders	Swi	U12	Ind	2	13.4	12.600	13.2	10.050	12.4	11.340	12.8	9.300	12.4	10.650	11.5	9.800	63.740	7
81	Matthew	Heaney	SofH	U12	Corn	2	0.0	0.000	11.8	9.250	11.5	10.300	10.0	0.000	10.0	7.100	0.0	0.000	26.650	10
82	Cameron	Wheat	SofH	U12	Corn	2	13.6	12.600	12.4	8.550	12.0	11.240	12.8	11.800	13.3	11.900	12.1	9.900	65.990	5
83	Calum	Walklett	SofH	U12	Corn	2	13.5	12.550	13.3	11.900	12.2	11.570	12.8	11.700	13.5	11.000	12.3	10.500	69.220	2
84	Finlay	Cochrane	Fro	U12	Ind	2	13.7	12.900	11.0	2.150	11.8	10.870	12.0	10.800	11.8	8.100	6.3	5.200	50.020	9
85	Mackenzie	Welsh	Fro	U12	Glos	2	13.4	12.700	11.9	10.550	11.8	11.100	12.0	10.050	12.5	11.500	11.5	8.400	64.300	6
86	Louis	John	Fro	U12	Glos	2	13.1	11.950	11.9	6.900	11.8	10.540	12.0	10.060	12.5	9.050	8.9	6.200	54.700	8
87																			0.000	11

3	3	7	4	3	3
2	6	2	5	2	6
1	4	1	1	1	1
0	0	0	0	0	0
6	4	4	9	7	5
10	7	10	10	10	10
6	8	5	2	4	4
8	1	3	3	6	2
4	10	8	6	9	9
5	2	6	8	5	7
9	9	9	7	8	8
0	0	0	0	0	0

88	Byron	Day Rogers	Fal	U14	Dev	3	13.9	12.700	13.1	6.000	13.8	10.900	12.8	11.000	13.7	11.650	13.5	12.400	64.650	3
89	Daniel	Stone	Exe	U14	Dev	3	13.9	13.050	12.9	10.350	1.0	9.000	12.8	11.300	13.6	10.300	11.7	10.700	64.700	2
90	Toby	Lewis	Kings	U14	Ind	3	14.0	12.200	13.4	8.500	13.2	11.600	12.8	10.600	13.0	10.250	11.7	10.200	63.350	4
91																			0.000	12
92	Robbie	White	Ply	U14	Dev	3	13.4	12.200	12.9	10.900	12.1	10.030	12.0	10.600	12.8	9.500	5.9	4.900	58.130	5
93	Jacob	Hubbard	SofH	U14	Corn	3	13.5	11.550	12.7	7.700	12.1	10.170	12.0	10.400	0.0	0.000	0.0	0.000	39.820	11
94	Alexander	Weeks	Bas	U14	Ind	4	14.0	11.050	13.6	11.600	9.6	7.070	13.6	11.900	13.4	9.500	8.0	4.200	55.320	6
95	Luke	Elliott	Fro	U14	Ind	4	13.2	11.050	11.4	1.400	9.6	8.330	12.0	10.040	12.6	8.200	11.9	10.000	49.020	8
96	Ryan	Shinners	FoD	U14	Glos	4	13.2	11.550	11.4	3.450	6.5	5.130	12.8	10.800	11.5	8.850	2.8	1.200	40.980	9
97	Samuel	Cooper	FoD	U14	Glos	4	13.1	11.900	11.4	1.400	8.5	7.130	12.8	10.600	11.5	8.100	2.2	1.000	40.130	10
98	Harry	Andrews	BH	U14	Ind	4	13.4	12.100	13.3	11.300	12.2	11.400	12.8	11.100	13.6	11.550	12.3	10.900	68.350	1
99	George	Lloyd	Che	U14	Glos	4	13.4	12.000	12.1	8.750	8.5	7.100	13.0	11.000	11.5	9.250	8.0	5.400	53.500	7
100																			0.000	12
101																			0.000	12

2	8	3	4	1	1
1	4	6	2	3	3
3	6	1	7	4	4
0	0	0	0	0	0
3	3	5	7	5	7
8	7	4	10	11	11
10	1	10	1	5	8
10	10	7	11	9	5
8	9	11	6	8	9
7	10	8	7	10	10
5	2	2	3	2	2
6	5	9	4	7	6
0	0	0	0	0	0
0	0	0	0	0	0

102	Joshua	Cooper	FoD	U16	Ind	5	13.6	11.450	12.9	8.550	12.1	10.970	12.8	11.400	12.9	10.650	11.2	9.300	62.320	5
103	Luke	Johns	Ply	U16	Dev O14	5	14.0	12.550	12.1	6.000	12.2	11.230	12.8	10.700	12.9	11.850	12.5	11.600	63.930	3
104	Billy	Norris	Kings	U16	Ind	5	13.0	11.600	12.8	6.800	11.9	9.700	13.2	10.900	12.7	9.800	11.2	7.600	56.400	7
105	Ryan	Owen	Fal	U16	Dev O14	5	14.1	12.700	14.2	11.150	13.5	12.670	13.6	11.600	14.6	11.400	12.6	11.600	71.120	1
106	Sean	Madigan	Bas	U16	Ind	5	13.9	12.400	13.5	9.300	12.0	10.530	13.2	11.400	13.0	8.200	11.9	9.900	61.730	6
107	Jake	Morris	Bas	U16	Ind	5	14.2	12.250	13.4	10.000	8.6	7.730	13.6	11.500	13.4	11.150	12.4	10.000	62.630	4
108	Harry	Wall	Bas	U16	Ind	5	14.1	12.200	13.6	8.600	12.0	11.170	13.2	12.100	12.9	10.650	12.4	10.300	65.020	2
109																			0.000	8

7	5	4	4	4	6
2	7	2	7	1	1
6	6	6	6	6	7
1	1	1	2	2	1
3	3	5	4	7	5
4	2	7	3	3	4
5	4	3	1	4	3
0	0	0	0	0	0

110	Jaron	Morgan	SofH	O16	Ind	6	14.4	13.350	14.3	12.650	13.9	12.830	13.6	12.000	14.1	12.500	14.3	12.000	75.330	2
111	Daniel	Iley	Exe	O16	Dev O14	6	14.8	11.900	14.9	12.250	14.6	13.870	14.4	12.400	14.3	12.650	14.9	13.900	76.970	1
112																			0.000	3
113																			0.000	3
114																			0.000	3

1	1	2	2	2	2
2	2	1	1	1	1
0	0	0	0	0	0
0	0	0	0	0	0
0	0	0	0	0	0